

Human Body: Muscular System Review




Essential Question: What is the structure and function of the muscular system?

Objective: Review muscular system structure and function for test preparation.

Without using any resources, fill in this table.

Muscle Tissue	Example	Voluntary or Involuntary Action
1. Cardiac muscle		
2. Skeletal muscle		
3. Smooth muscle		

Sketch and label each type of muscle tissue.



Describe the symptoms, causes, and treatment for these myopathies.

Cramps

Muscular dystrophy

Myositis

Sprain

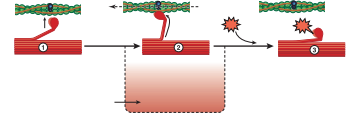
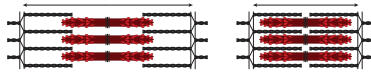

Strain

Tendinitis

Human Body: Muscular System Review

Compare slow-twitch and fast-twitch skeletal muscle fibers and their functions in the human body.

Describe the steps of muscle contraction and relaxation. Include the ions and proteins affected at each step.



For each pair of terms, describe the type of movement and give an example. Draw an arrow to the body locating each example movement.

Abduction/Adduction

Elevation/Depression

Flexion/Extension

Inversion/Eversion

Pronation/Supination

Protraction/Retraction

